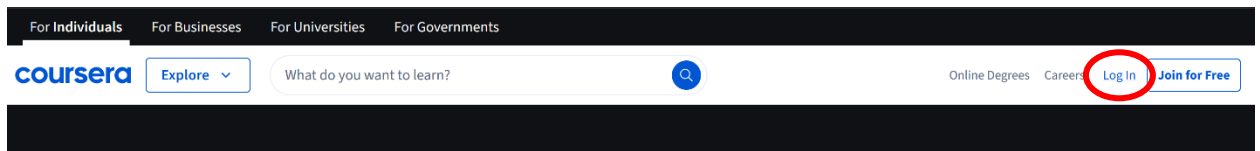
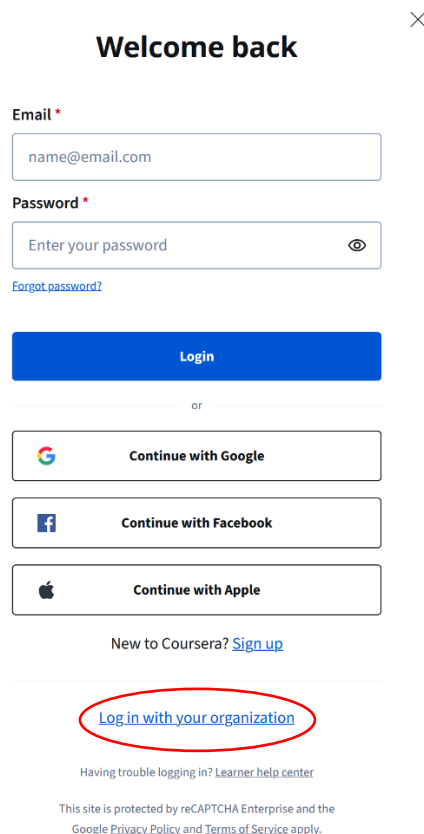


Logging in to Coursera

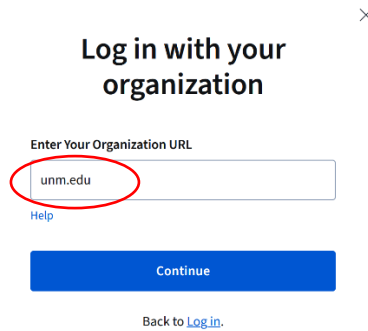
1. Use a browser to navigate to Coursera (<https://www.coursera.com>)
2. Click the “Log In” button towards the top-right of the screen



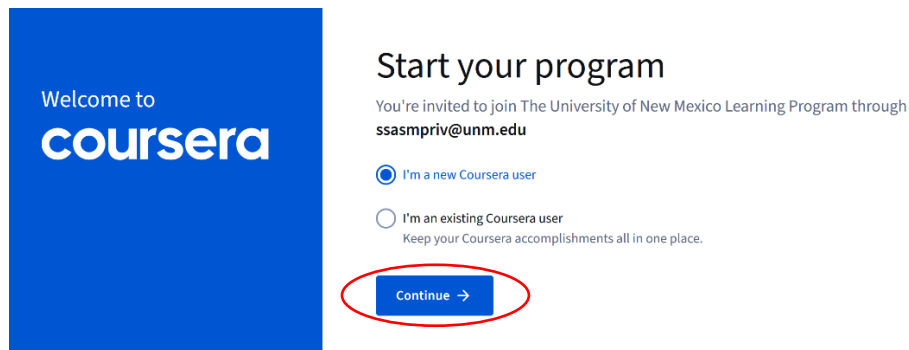
3. On the next screen, click “Log in with your organization”

A screenshot of the Coursera login page. At the top, it says 'Welcome back' with a close button (X). Below this are input fields for 'Email' (with a red asterisk) and 'Password' (with a red asterisk). The email field contains 'name@email.com' and the password field contains 'Enter your password'. There is a 'Forgot password?' link below the password field. A blue 'Login' button is below the password field. Below the 'Login' button is an 'or' separator. There are three buttons for social login: 'Continue with Google', 'Continue with Facebook', and 'Continue with Apple'. Below these is a link for 'New to Coursera? Sign up'. At the bottom, the link 'Log in with your organization' is circled in red. At the very bottom, there is a link for 'Having trouble logging in? Learner help center' and a footer note about reCAPTCHA.

4. On the next window, input “**unm.edu**” in the “**Enter Your Organization URL**” box and click “**Continue**”



5. The standard UNM login screen will appear. Sign in just like any other UNM site with your UNM NetID and password.
6. Coursera will then welcome you if the login was successful. If you’re new to Coursera, select “**I’m a new Coursera user**” otherwise use “**I’m an existing Coursera user**” to link a pre-existing account, then click “**Continue**”



7. If creating a new account, Coursera will prompt you to create a password. Coursera does use a separate password from the NetID password, so they will not necessarily be the same.
8. Follow the remaining on-screen steps to finish logging in.

Accessing Anderson Programs

Adding Anderson Programs:

To add the **Career Academy for Students** program, click on the link below and then click “Join” when prompted:

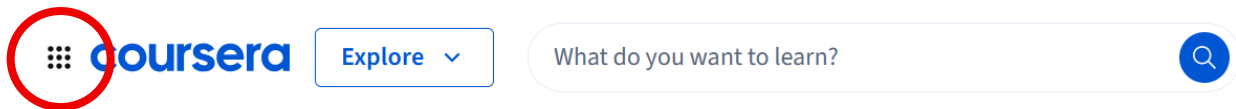
<https://coursera.org/programs/career-academy-for-students-p8q6r>

To add the **Coursera for the Future of Work** program, click on the link below and then click “Join” when prompted:

<https://coursera.org/programs/coursera-for-the-future-of-work-h4vae>

Accessing Anderson Programs:

Once courses have been added, the 9-dot “waffle” icon will appear next to the Coursera logo towards the top-left of the screen:



When you click on the waffle icon, you’ll see the Anderson course offerings you’ve joined:

